

Presentation to Manhattan Borough Board

December 17, 2015

Agenda

Introduction

Mario J. Paredes

ACP Chief Executive Officer

DSRIP/ACP Background

Alexandro Damirón

ACP Chief of Staff

Manhattan Needs

Leo Pérez Saba

Assessment Highlights

ACP Manager

Cultural Competency and
Health Literacy

Next Steps

Moises Pérez-Martinez

ACP Director

Workforce, Community &
Government Relations



DSRIP: Delivery System Reform Incentive Payment

Integrated

IMPACT

Quality

Value
Based
Payments

DSRIP

Co-location

Delivery System Change

Care Coordination

Care

IT

Models

IDS

**Patient-
centered**

Health Home

Care Managers

Care

Gaps

Funds Flow

Protocols

TRANSFORMATION

Population

Health



ADVOCATE COMMUNITY PROVIDERS

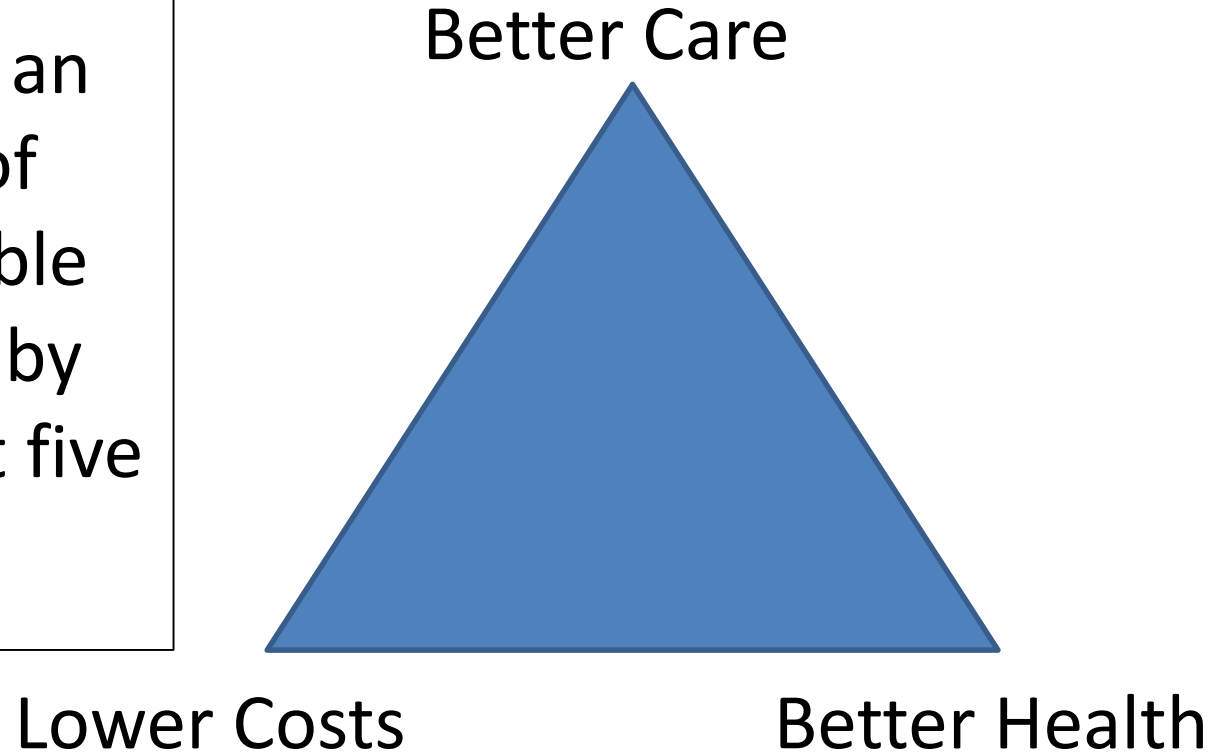
DSRIP: Delivery System Reform Incentive Payment

- Joint effort of state and federal government to transform health care delivery nationwide.
- Governor Cuomo announced New York State's initiative in April 2014
- Community collaboration to improve health care outcomes for Medicaid members and reduce avoidable emergency room visits by 25 percent over five years
- ACP is one of 4 DSRIP networks in Manhattan (one of 12 in New York City)



DSRIP Triple Aim

DSRIP focuses on the **Triple Aim**, with an ultimate goal of reducing avoidable hospitalizations by 25% over the next five years.



Integration Strategy

- Important component of DSRIP is system connectivity
- Provide patient history – insight into care provided in different settings
- Alerts for physicians when patients register at the ER or Inpatient setting
- For some systems – full integration within Electronic Health Record (EHR), including RHIO connectivity
- Stratified risk-based data and preventive analytics

ACP's Projects

- 10 projects focusing on preventive care
- Gaps discovered during borough-specific Community Needs Assessment

Integrated Delivery System

Health Home At-Risk Intervention Program

**ED Care Triage for At-risk Populations
Care Transition**

**Integration of Primary Care &
Behavioral Health**

Cardiovascular Disease Management

Diabetes Disease Management

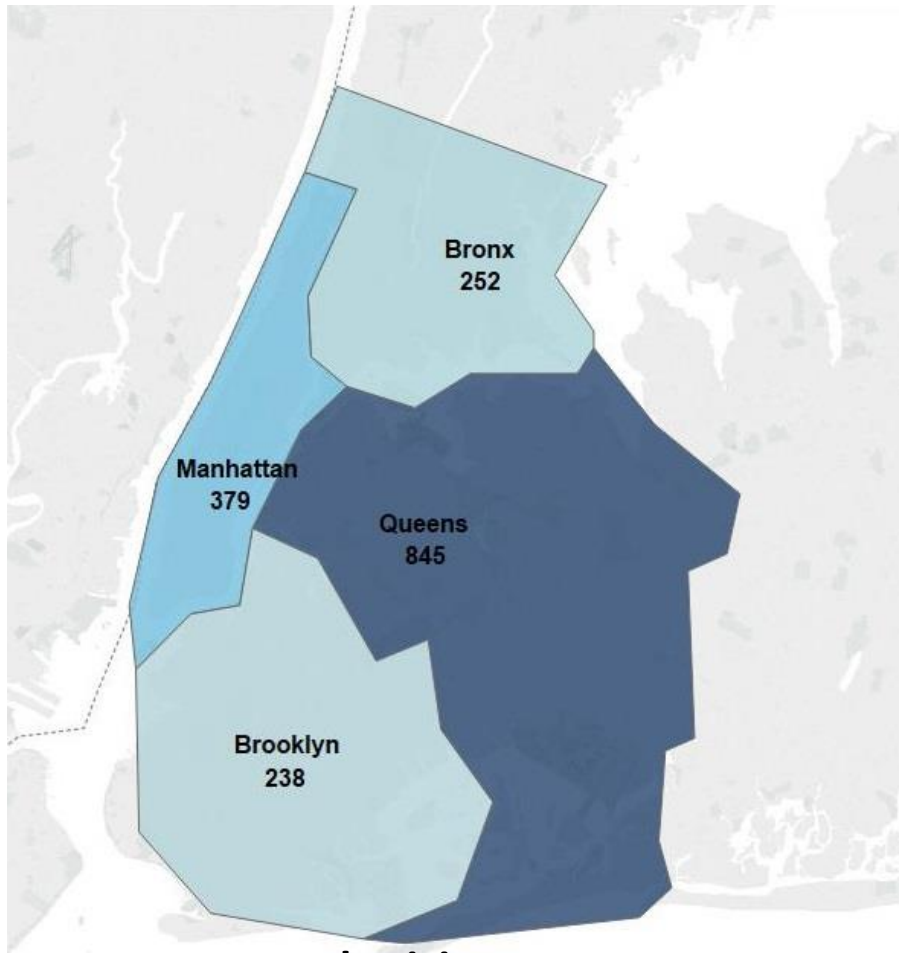
Asthma Management

Tobacco Use Cessation

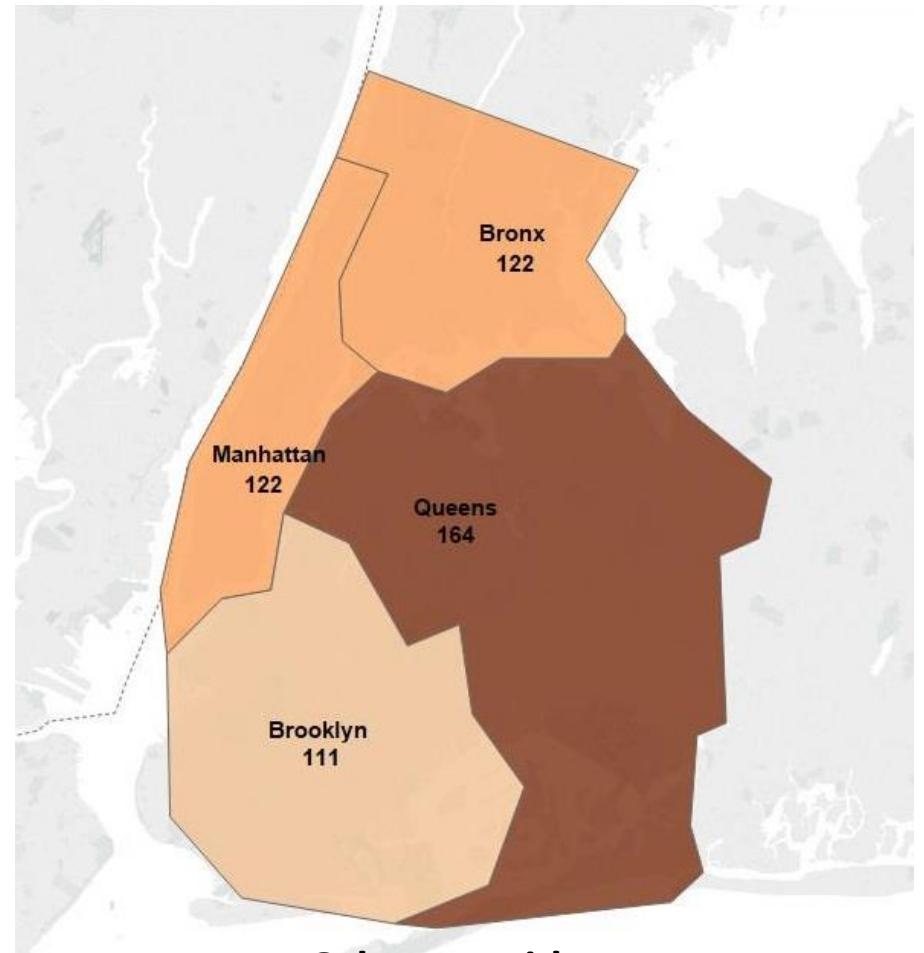
**Increase Access to High Quality Chronic
Disease Preventive Care and
Management in Both Clinical and
Community Settings**



ACP Network Stats



Physicians



Other Providers

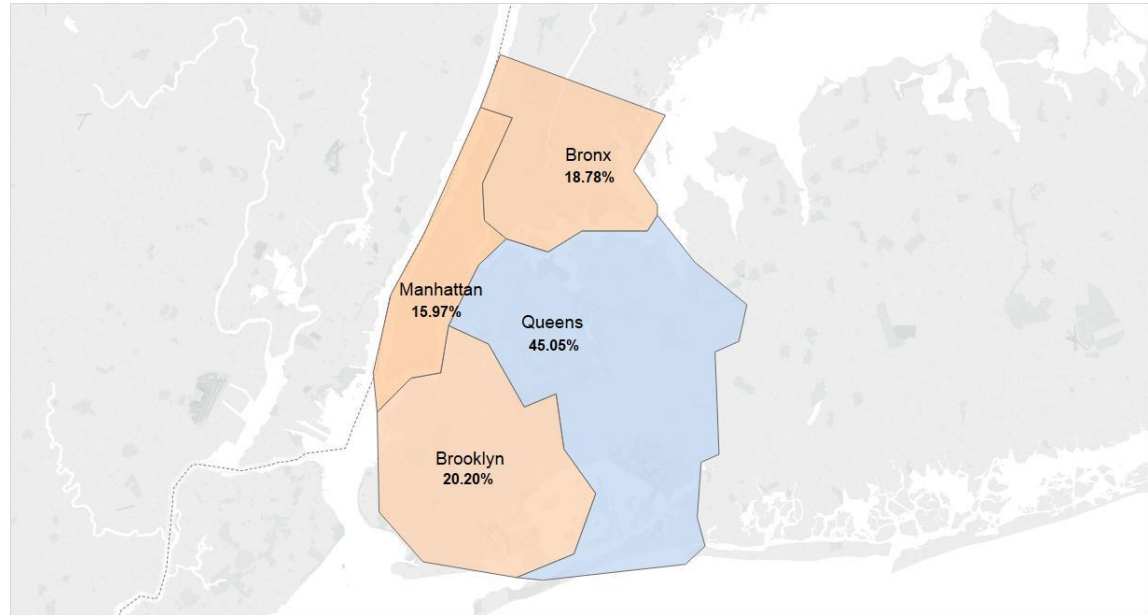


ADVOCATE COMMUNITY PROVIDERS

ACP's Attribution

Attribution for Performance for ACP is almost 25% of all Medicaid patients in NYC.

- 644,000 Medicaid Lives
- 1,700 Physicians
- 400 Providers



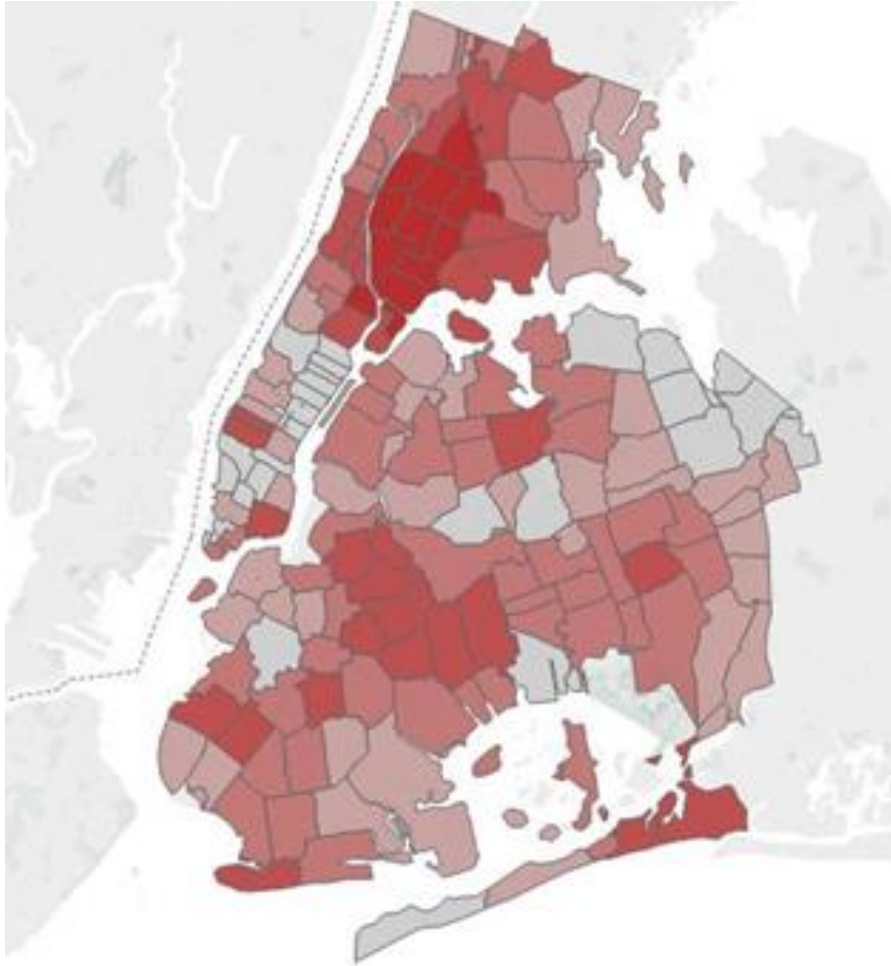
Borough	Percent
Bronx	19%
Brooklyn	20%
Manhattan	16%
Queens	45%
Total	100%

ACP's DSRIP Project Plan Award (5 years)

Funding Source	Funding
Safety Net Equity Guarantee	\$ 174,804,392
Net Project Valuation	\$ 339,893,561
Safety Net Equity Performance	\$ 116,536,261
Net High Performance Fund	\$ 38,287,186
Additional High Performance Fund	\$ 30,517,445
Total Valuation	\$ 700,038,845

- Guaranteed for participating: \$174.8m
- Performance-based: \$456.4m
- Achieve High Performance: \$68.8m

Health Disparities Across New York City



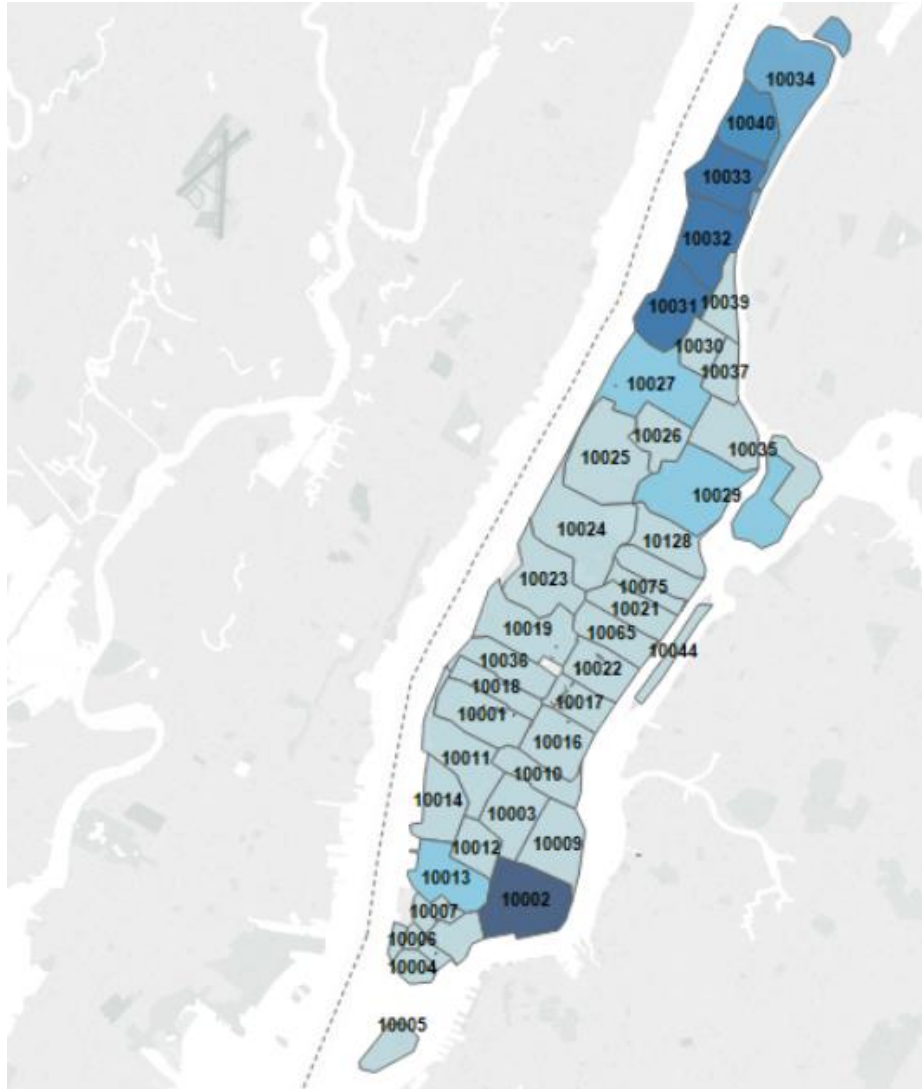
Indicators
Percentage of Population on Medicaid
Hospitalization Rates
Rates of Emergency Department Visits

Severity of Health Con..
0.0689 0.4285

Our analysis pinpoints 29 zip codes as having the most pressing needs among ACP's targeted Medicaid population.

Out of the 29 most severe zip codes, 4 are located in Manhattan neighborhoods, including East Harlem, Washington Heights & Inwood, and Lower East Side & Chinatown.

ACP Medicaid Beneficiaries in Manhattan



Manhattan Zip Codes	ACP Medicaid Beneficiaries	Manhattan Zip Codes	ACP Medicaid Beneficiaries
10027	2,602	10040	8,276
10039	1,357	10034	7,200
10030	1,156	10002	15,218
10026	903	10009	1,439
10037	495	10003	300
10001	552	10038	1,304
10019	456	10280	74
10036	311	10007	64
10011	224	10004	23
10018	185	10005	23
10029	2,590	10006	6
10035	980	10128	294
10016	301	10028	128
10010	143	10044	90
10022	52	10021	73
10017	36	10065	44
10013	3,244	10075	22
10012	398	10025	1,148
10014	36	10023	317
10033	11,470	10024	209
10032	11,120		
10031	10,292	Total	85,155

Manhattan Health Priority Areas

Health Indicators	New York City	East Harlem	Washington Heights and Inwood	Lower East Side and Chinatown
Child asthma (per 10,000 children ages 5-14)	36	75	28	25
Current smokers (percent of adults)	15%	19%	12%	17%
Obesity (percent of adults)	24%	33%	22%	12%
Diabetes (percent of adults)	10%	13%	10%	12%
Alcohol-related hospitalizations (per 100,000 adults)	1,019	2,333	1,055	1,144
Drug-related hospitalizations (per 100,000 adults)	907	2,822	779	980
Hospitalizations due to stroke (per 100,000 adults)	319	401	329	272
Psychiatric hospitalizations (per 100,000 adults)	684	2,016	497	723
Avoidable asthma hospitalizations (per 100,000 adults)	249	648	218	265
Avoidable diabetes hospitalizations (per 100,000 adults)	312	642	334	275

Source: The New York City Department of Health and Mental Hygiene

Next Steps

- Hold individual meetings with elected officials and key staff
- Coordinate community events and forums
- Share community engagement plan and discuss implementation
- Share public agency coordination plan and discuss implementation

Questions?

Don't forget to visit the ACP website (www.acppps.org), which contains company information, presentation and educational materials, links to portals and other helpful resources.

As of January 1, 2016 ACP's headquarters will be at 519 Eighth Avenue at 36th Street.

